



















### LID PART NUMBERS FOR APPLICABLE PRODUCT MODELS

Confirm the product model number and the color before purchasing the part.

PART NUMBER	COLOR	APPLICABLE PRODUCT MODEL	APPLICABLE PRODUCT MODEL COLOR	APPLICABLE PRODUCT MODEL IMAGE	
S91	01	SM-ZA	WM		
	02	SM-ZA	AM		
	03	SM-ZA	VM		
	04	SM-ZA	BM		
	05	SM-ZP	GZ、TZ	 	
	06	SM-ZP	PZ		
	07	SM-ZP	AZ		
	12	SM-ZB	CM		
	13	SM-ZB	VM		
	14	SM-ZB	GM		
	15	SM-ZB	HM		
	S93	01	SX-JA	AM/GM/PM	  
		02	SX-JA	HM	

S94	01	SX-KA	CM/PM		
	02	SX-KA	HM		
S96	01	SD-HA	BB		
	02	SD-HA	BG		
	03	SD-HA	BR		
	04	SD-HB	BA		
	05	SD-HB10	AG		
	06	SD-HB15	AG		
	07	SD-HB	AL		
S97	01	SM-GA	HL		
	02	SM-GA	HM		
	03	SM-GA	TM		